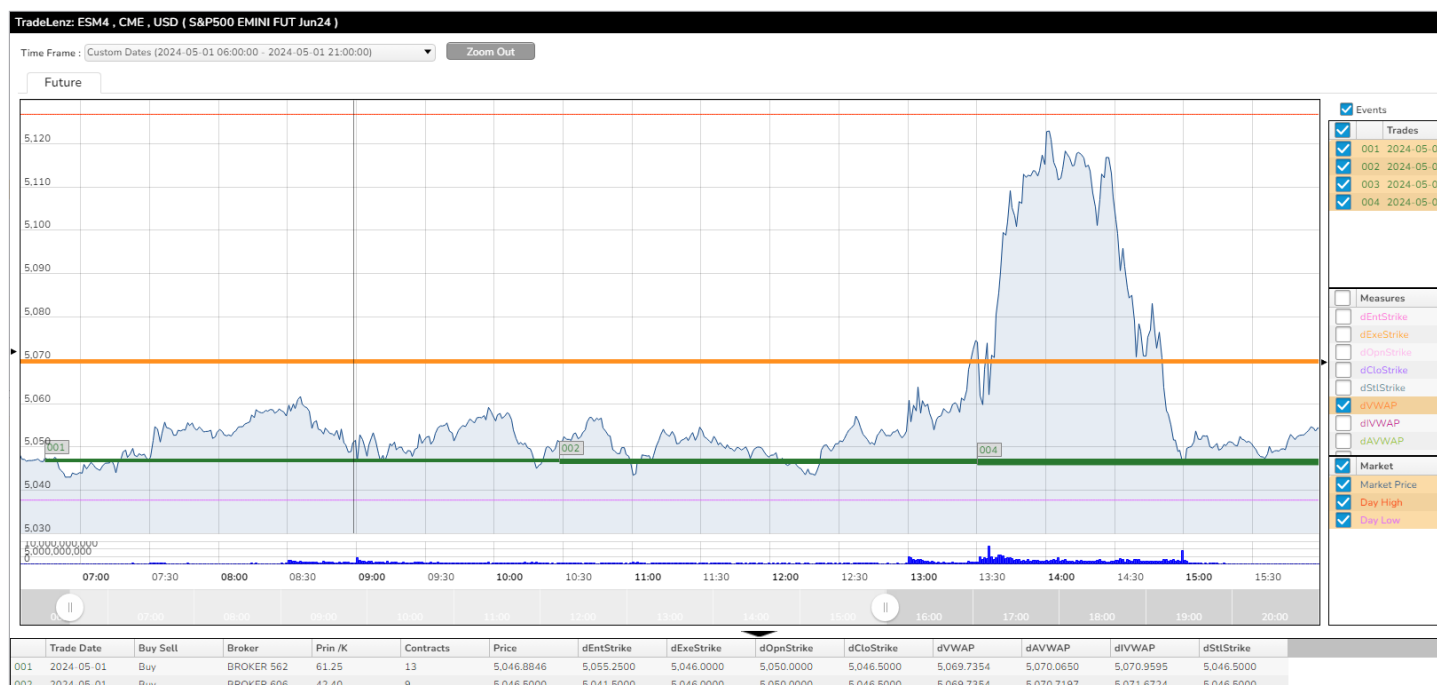


TT[®] FUTURES TCA: THE WORLD'S MOST COMPREHENSIVE TOOL FOR FUTURES TRANSACTION COST ANALYSIS

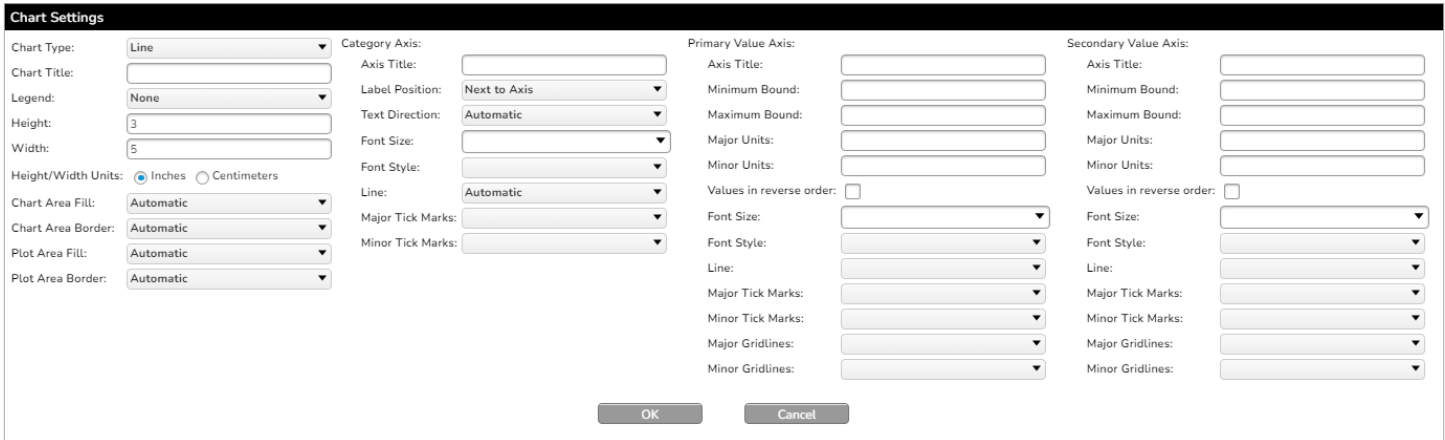
Leverage the industry's largest universe of global futures trade data to measure the efficacy of trading counterparties and improve your trading results.



Use TT Futures TCA charts to view key metrics at a glance.

Now you can preserve more alpha and analyze the full trade life cycle like never before with TT Futures TCA. Built on the same framework that drives the industry-leading equities and fixed income TCA tools from Abel Noser Solutions (a Trading Technologies company), TT Futures TCA breaks new ground by combining the largest collection of anonymized, microsecond-level futures trade data with a vast array of metrics and measures. With this powerful tool sitting alongside the TT execution and order management system, you can easily compare your trading results against your peers and optimize your strategies while adhering to prescriptive and principle-based regulations.

From optimal strategy selection and monitoring to post-trade historical analysis, our industry-leading TCA tools can help you decide how aggressively to participate in the market at any given point while offering actionable insight into your trading costs. By utilizing various measures built into our easy-to-use interface, you can review algo participation during market variances, compare trading across different markets and venues, quantify execution quality and measure performance.



The 'Chart Settings' dialog box allows for extensive customization of chart elements. It is organized into four main columns: Chart Type, Category Axis, Primary Value Axis, and Secondary Value Axis. Each column contains various settings such as titles, labels, bounds, units, font styles, and gridlines. The 'Chart Type' column includes options for Line, Area, and Bar charts. The 'Category Axis' column includes settings for axis title, label position, text direction, font size, font style, line, major tick marks, and minor tick marks. The 'Primary Value Axis' and 'Secondary Value Axis' columns include settings for axis title, minimum and maximum bounds, major and minor units, values in reverse order, font size, font style, line, major tick marks, minor tick marks, major gridlines, and minor gridlines. The dialog box also includes 'OK' and 'Cancel' buttons at the bottom.

Fully customize the entire chart to fit your specific requirements.

KEY FEATURES AND BENEFITS

TT Futures TCA uniquely delivers tools to help you compete in today's incredibly fast-paced, ever-changing electronic trading environment, offering significant benefits that outpace any other solution:

DRAG-AND-DROP FUNCTIONALITY

Easily customize your data segments and views

HIGH PERFORMANCE

Quickly access the data you wish to review

CUSTOM REPORT-BUILDING CAPABILITIES SUPPLEMENTED WITH A LARGE REPORT LIBRARY

Automatically generate a multitude of reports for internal and external consumption

COMPOSITE BENCHMARKS FOR ANY SUBSET OF TRADES

Thoroughly compare your absolute costs to those of your peers

TRADER, PORTFOLIO MANAGER AND BROKER VIEWS WITH APPROPRIATE BLOCKING METHODOLOGY

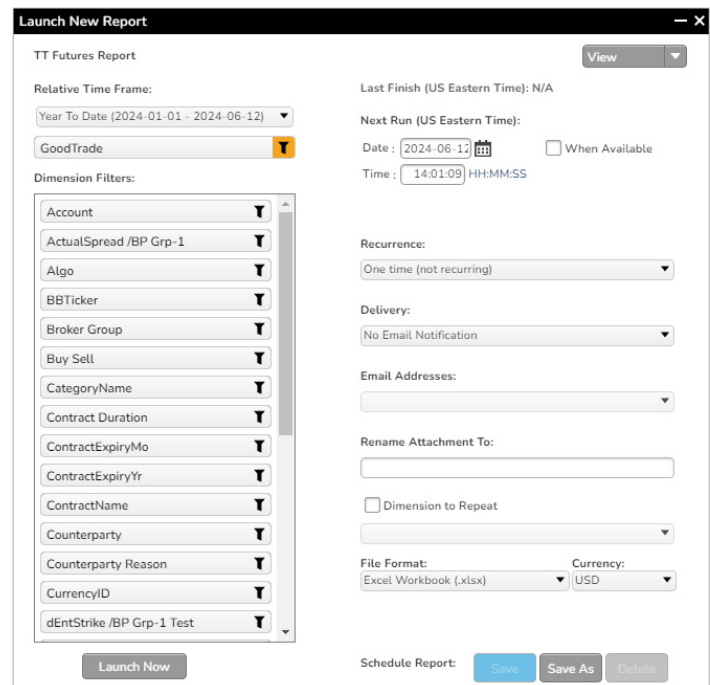
Customize the metrics and workflow to your specific use case

DOUBLE FACTOR AUTHENTICATION AND IP ADDRESS ACCESS

Your data is anonymized safe and secure

OUTLIER REPORTS

Quickly identify your high-cost trades



The 'Launch New Report' dialog box is used to configure and launch a new report. It includes a 'View' button in the top right corner. The main section is titled 'TT Futures Report' and contains several fields: 'Relative Time Frame' (Year To Date: 2024-01-01 - 2024-06-12), 'GoodTrade' (selected), 'Last Finish (US Eastern Time): N/A', 'Next Run (US Eastern Time):', 'Date: 2024-06-12', 'Time: 14:01:09 HH:MM:SS', 'Recurrence: One time (not recurring)', 'Delivery: No Email Notification', 'Email Addresses:', 'Rename Attachment To:', 'File Format: Excel Workbook (.xlsx)', 'Currency: USD', and 'Schedule Report: Save, Save As, Delete'. A 'Launch Now' button is located at the bottom left. The 'Dimension Filters' section on the left lists various metrics such as Account, ActualSpread /BP Grp-1, Algo, BBTicker, Broker Group, Buy Sell, CategoryName, Contract Duration, ContractExpiryMo, ContractExpiryYr, ContractName, Counterparty, Counterparty Reason, CurrencyID, and dEntStrike /BP Grp-1 Test.

Schedule custom reports with essential trade metrics.

ROBUST FUNCTIONALITY FOR ANY SCENARIO

TT Futures TCA incorporates all of the tools you need to analyze and optimize your results:

- ◆ Quantify the implementation costs of futures hedging strategies
- ◆ Utilize broker performance metrics and execution-quality exception checks
- ◆ Assess the efficacy and costs of your algorithm strategies
- ◆ Minimize reversion and implementation shortfall
- ◆ Compare your absolute trading costs against relative peer universe costs
- ◆ Track market liquidity to assess trade impact
- ◆ Identify alpha opportunities in your timing workflow

View all order information with the ability to drill down to a single order.

MULTI-ASSET COVERAGE

Abel Noser Solutions captures the largest global peer benchmark universe, with trillions of \$USD in futures, equities, fixed income and foreign exchange (FX) trade data. Benchmark data is included at no additional cost, and all asset classes are displayed in a centralized user interface.

View analytics for all asset classes in a centralized interface.

TRUSTED, CONFIDENTIAL AND SECURE

More than 500 firms entrust their data to Abel Noser Solutions. When you choose TT Futures TCA, you remain anonymous at all times while benefiting from the scope of our knowledge and experience that spans nearly five decades.

NEARLY EIGHT DECADES OF INNOVATION AND LEADERSHIP

Founded in 1975, Abel Noser Solutions is a pioneer in the TCA space and the co-creator of the Volume Weighted Average Price (VWAP) methodology. Our award-winning platform was developed by subject matter experts with a practitioner's knowledge. Now as part of Trading Technologies, we deliver market-leading, multi-asset solutions for data and analytics alongside TT's best-of-breed platform for multi-asset algorithmic trading, trade surveillance, execution and clearing.

CONTACT TT

For more information about TT Futures TCA and a personalized demo, contact your local Trading Technologies or Abel Noser Solutions representative, or email sales@tradingtechnologies.com.